

2020 BRLC e-Commerce Training

DingTalk Lite Quick Guide

How to join the training group

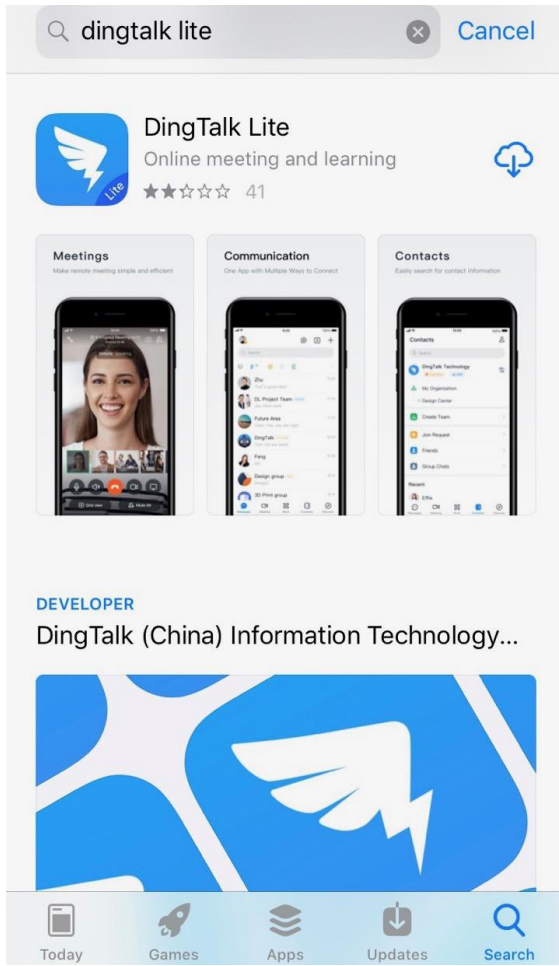
1. Download DingTalk Lite
2. Create your account
3. Complete the registration survey and apply to join the training group
4. Enter the training group

How to access learning materials

5. How to watch recorded video classes
6. How to watch livestream webinar sharings

1. Download DingTalk Lite

- Mobile: Search “DingTalk Lite” in Google Play or the Apple App Store
- PC: Go to <https://www.dingtalk.jp/wow/dingtalk/act/en-download>



2. Create your account

Note: Please use your **real name** to register so as to facilitate interaction during the training.

3. Complete the registration survey and apply to join the training group

Survey link: <https://survey.taobao.com/apps/zhiliao/vhd6O92p->

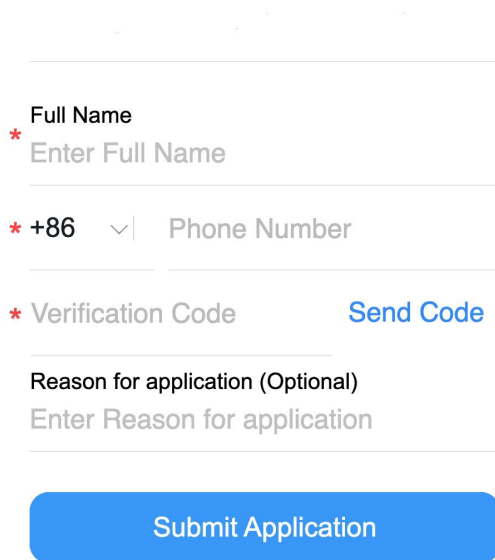


You can also scan the QR code above to apply

Once you submit the survey, you'll automatically be taken to an application page to apply to join the training group.

Below is the application page you'll see after completing the survey. Please note that the Taobao University team will process your application within 24 hours:

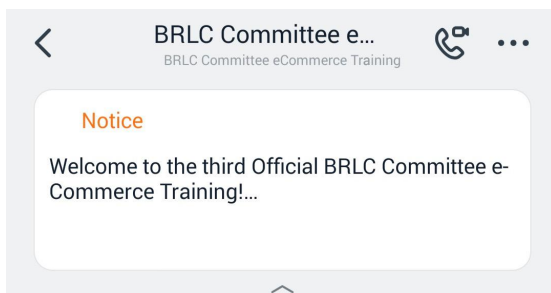
BRLC Committee eCommerce T...



The screenshot shows a mobile application interface for the BRLC Committee eCommerce Training group. At the top, the title 'BRLC Committee eCommerce T...' is partially visible. Below it is a form with several fields: a 'Full Name' field with a red asterisk and placeholder text 'Enter Full Name'; a 'Phone Number' field with a red asterisk, a '+86' country code selector, and a dropdown arrow; a 'Verification Code' field with a red asterisk and a blue 'Send Code' link; and a 'Reason for application (Optional)' field with placeholder text 'Enter Reason for application'. At the bottom of the form is a large blue button labeled 'Submit Application'.

4. Enter the training group

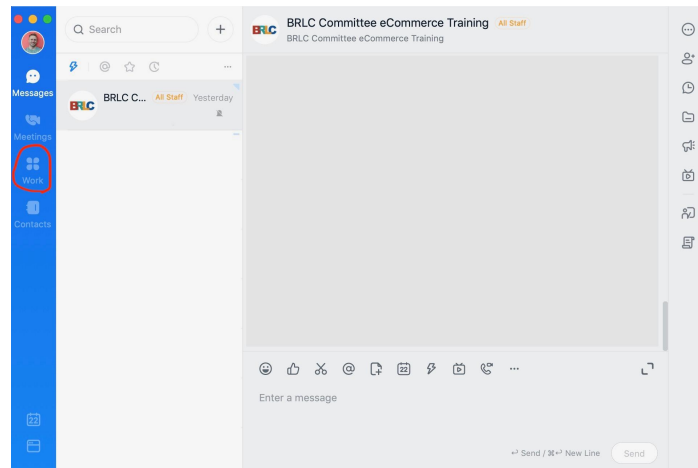
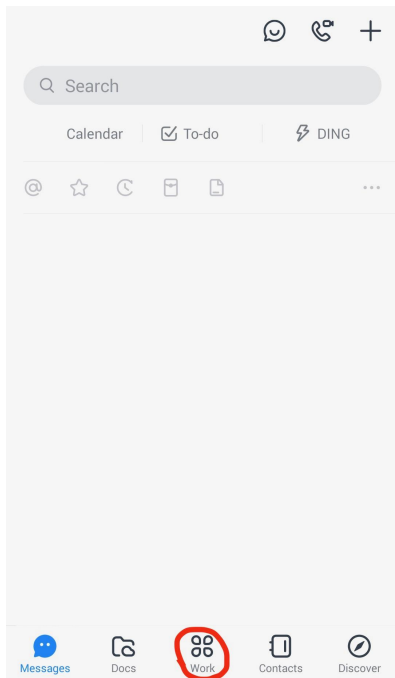
Once your application is approved, you'll receive a notice that you can enter the training group.



To enter the group, select the Work tab in your DingTalk interface.

Mobile:

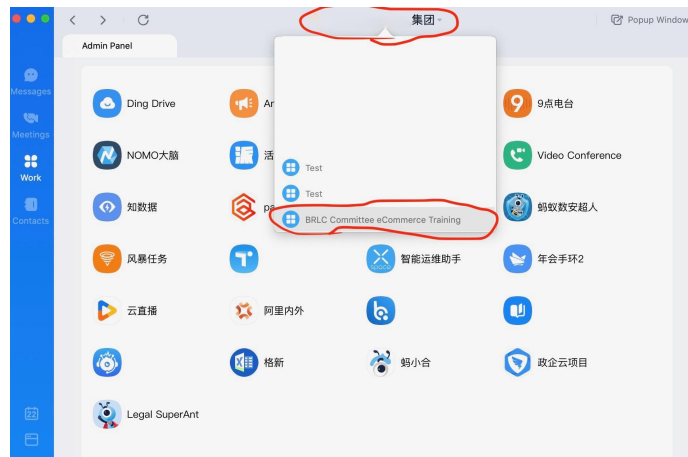

PC:



Next, select the dropdown tab at the top of your DingTalk interface and choose the BRLC group.


Mobile:

PC:

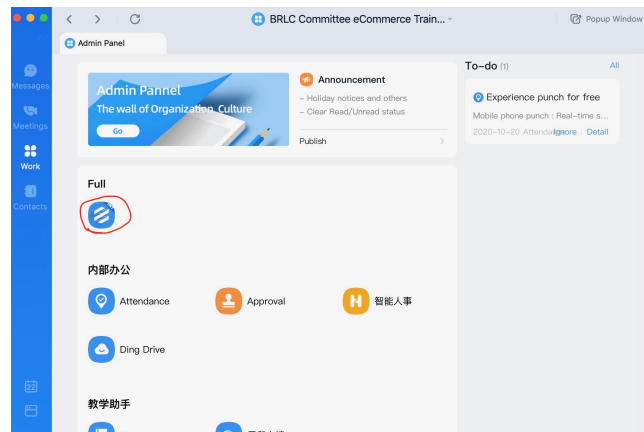


Once you're in the BRLC group, select the AliClass icon.

Mobile:



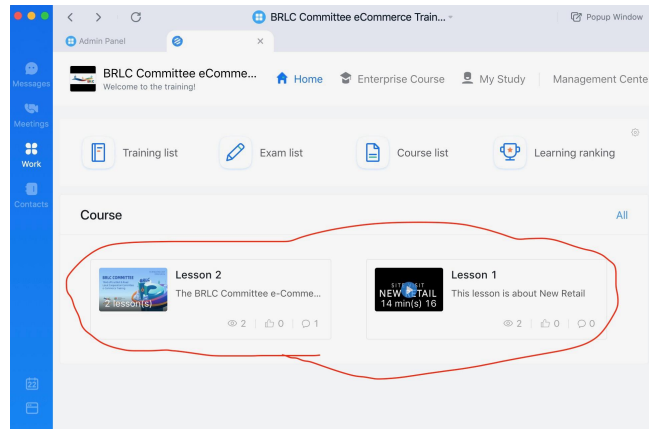
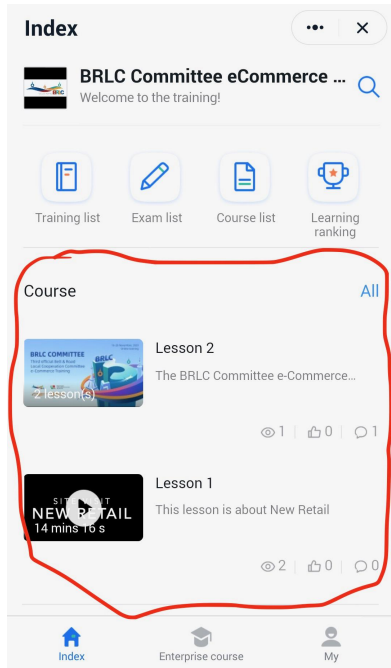
PC:



Then you'll see the interface of BRLC training where you'll be able to watch all the recorded video classes for the program.


Mobile:

PC:

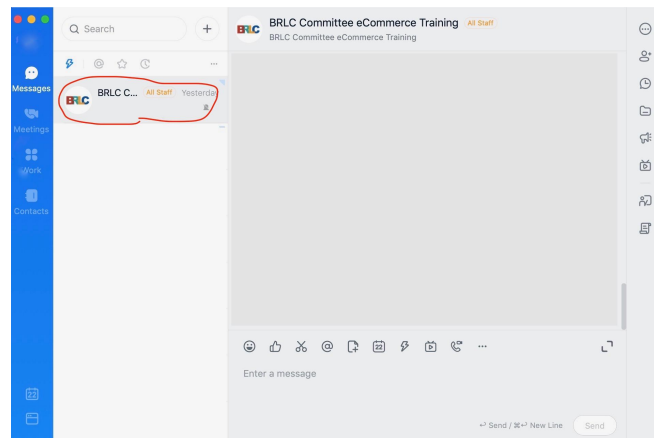


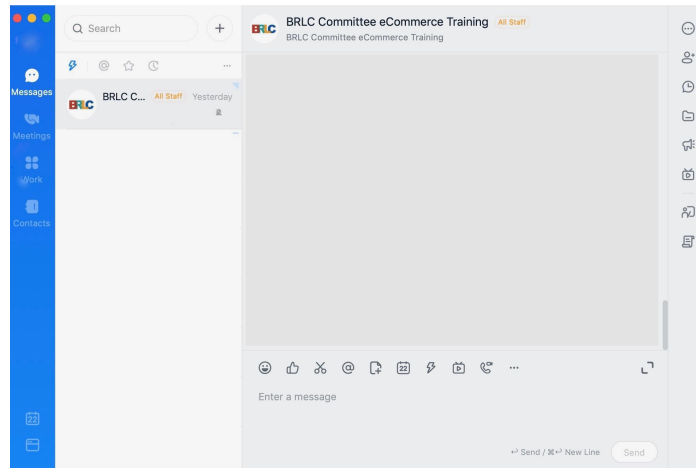
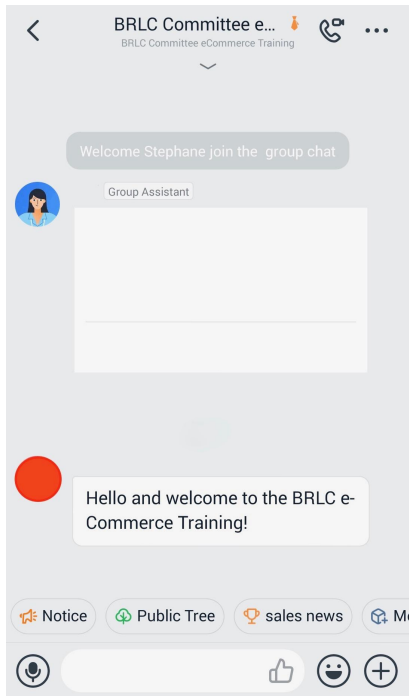
We will also notify you of the latest updates on video classes and livestreams in the training group throughout the training program. Feel free to post any questions or comments in this group.

Mobile:



PC:

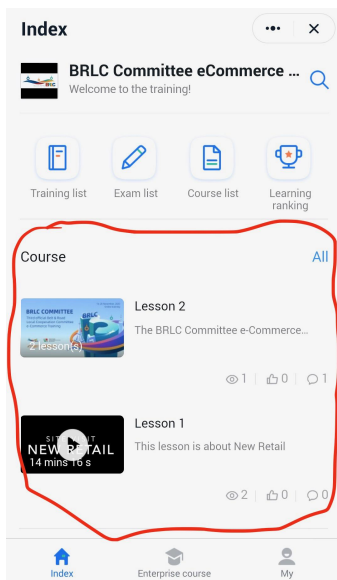




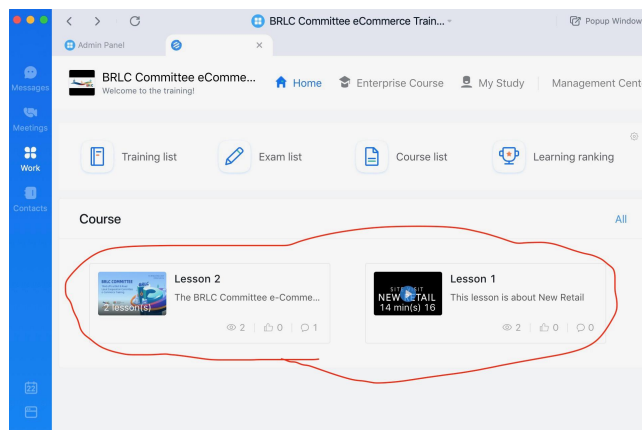
5. How to watch recorded video classes

Recorded video classes will be available in the AliClass interface when posted. Simply click on the video to watch.

Mobile:



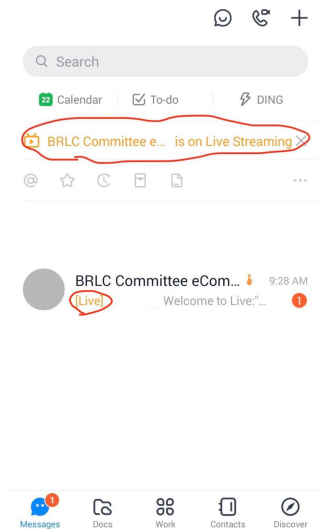
PC:



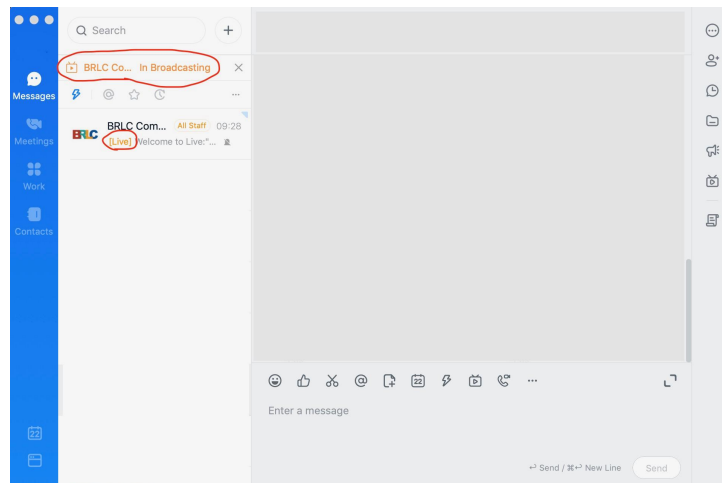
6. How to watch livestream webinar sharings

Livestreams will be held directly in the training group at the designated livestream time. Simply open the livestream in the training group and you'll be able to watch and comment on the webinar.

Mobile:



PC:



That's it! Let the Taobao University team know if you have any questions. Looking forward to seeing you in in the program!

How to contact us: Scan the QR code below with DingTalk to contact the Taobao University team:

